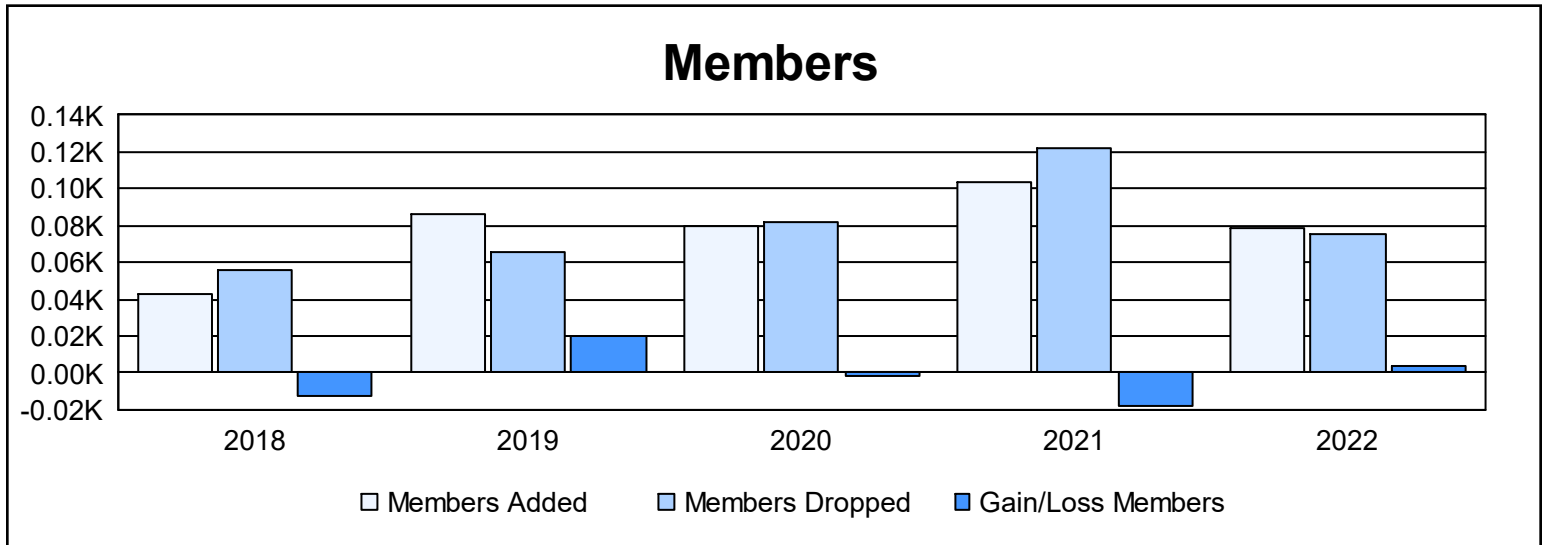
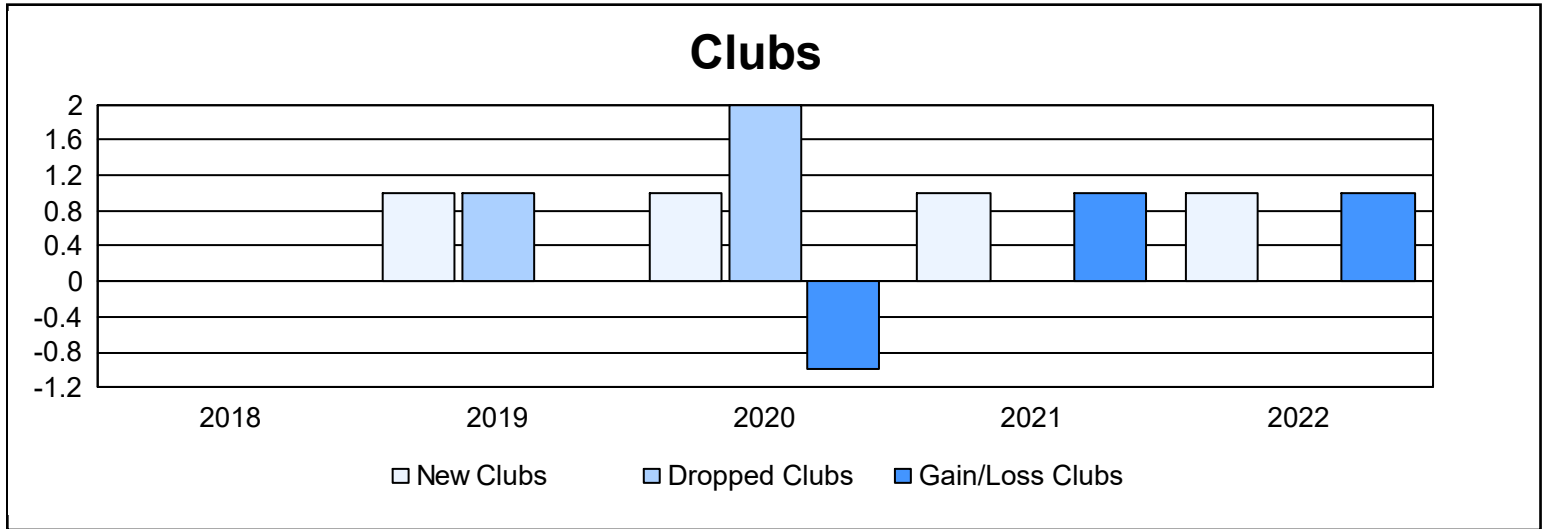
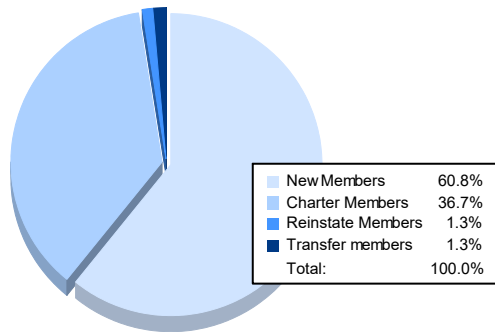


| Year | New Clubs | Dropped Clubs | Gain/ Loss Clubs | New Members | Charter Members | Reinstate Members | Transfer Members | Total Member Added | Total Members Dropped | Gain/ Loss Members |
|----------------|-----------|---------------|------------------|-------------|-----------------|-------------------|------------------|--------------------|-----------------------|--------------------|
| 2017-2018 | 0 | 0 | 0 | 38 | 1 | 3 | 1 | 43 | 56 | -13 |
| 2018-2019 | 1 | 1 | 0 | 62 | 22 | 2 | 0 | 86 | 66 | 20 |
| 2019-2020 | 1 | 2 | -1 | 47 | 22 | 7 | 4 | 80 | 82 | -2 |
| 2020-2021 | 1 | 0 | 1 | 55 | 43 | 3 | 3 | 104 | 122 | -18 |
| 2021-2022 | 1 | 0 | 1 | 48 | 29 | 1 | 1 | 79 | 75 | 4 |
| Average | 1 | 1 | 0 | 50 | 23 | 3 | 2 | 78 | 80 | -2 |



Membership Composition June 2022 Cumulative



Gender Composition June 2022 Cumulative

